

Supplementary material

Title

Evaluating the performance of *Polylepis incana* seeds: reassessing their potential for restoration and conservation of high Andean forests

Author names and Affiliations

Harold Rusbelth Quispe-Melgar^{1,2,3*}, L. David Huayta-Hinojosa⁴, Yashira Stefani Llacua-Tineo⁵, Fressia Nathalie Ames-Martínez^{3,6}, Katherine Lucero Lagones Poma⁷, Ginette Ticse-Otarola^{3,8}, Mario Tomazello-Filho⁹, Daniel Renison¹

¹Centro de Ecología y Recursos Naturales Renovables, Dr. Ricardo Luti. Instituto de Investigaciones Biológicas y Tecnológicas. Universidad Nacional de Córdoba - CONICET. Av. Vélez Sarsfield 1611, X5016GCA Córdoba, Argentina.

²Facultad de Ciencias de la Salud, Universidad Continental, Huancayo, Perú.

³Programa de Investigación de Ecología y Biodiversidad, Asociación ANDINUS, Calle Miguel Grau 370, Sicaya, Huancayo, Junín, Perú.

⁴Programa Académico de Ingeniería Ambiental, Facultad de Ingeniería, Universidad de Huánuco, Huánuco, Perú.

⁵Facultad de Ciencias Forestales y del Ambiente, Universidad Nacional del Centro del Perú, Avenida Mariscal Castilla 3909, Huancayo, Junín, Perú.

⁶Laboratorio de Biotecnología y Biología Molecular, Universidad Continental, Huancayo, Perú.

⁷Facultad de Ciencias Forestales, Universidad Nacional Agraria La Molina, Lima, Perú.

⁸Laboratorio de Dendrocronología, Universidad Continental, Av. San Carlos 1980, Huancayo, Perú.

⁹Universidade de São Paulo, Escola Superior de Agricultura Luiz de Queiroz, Departamento de Ciências Florestais, Av. Pádua Dias 11, 13418-900 Piracicaba, São Paulo, Brazil.

*Corresponding author: rusbeltharold@gmail.com

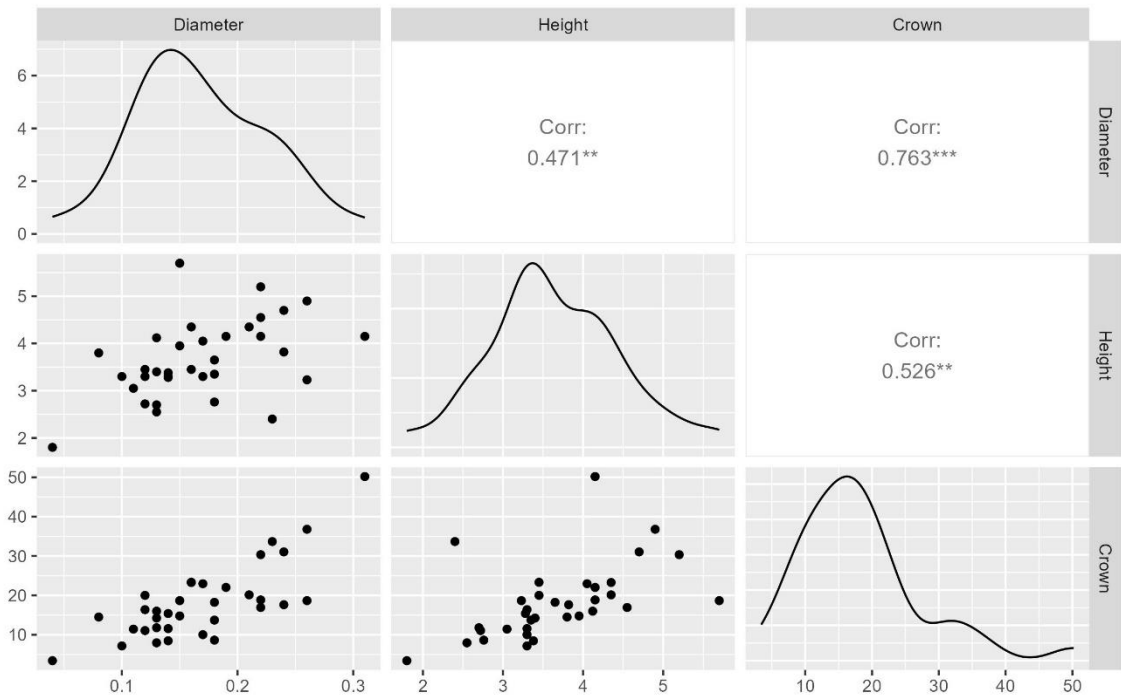


Fig. S1. Correlation analysis of morphological variables of mother trees.

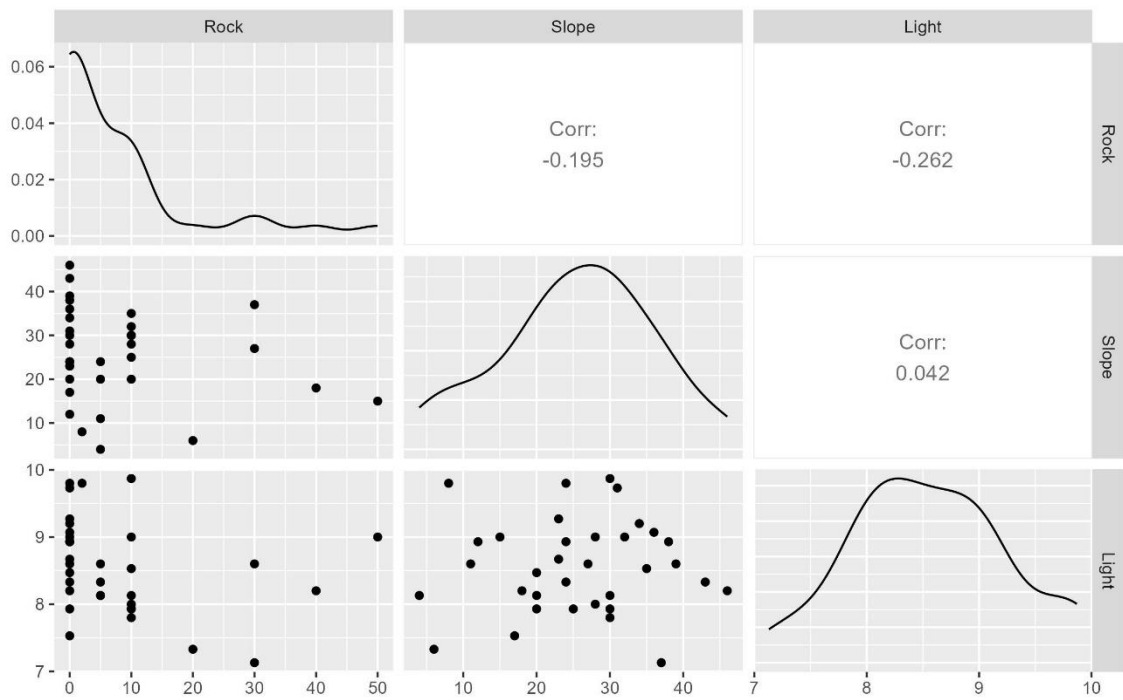


Fig. S2. Correlation analysis of microsite variables.

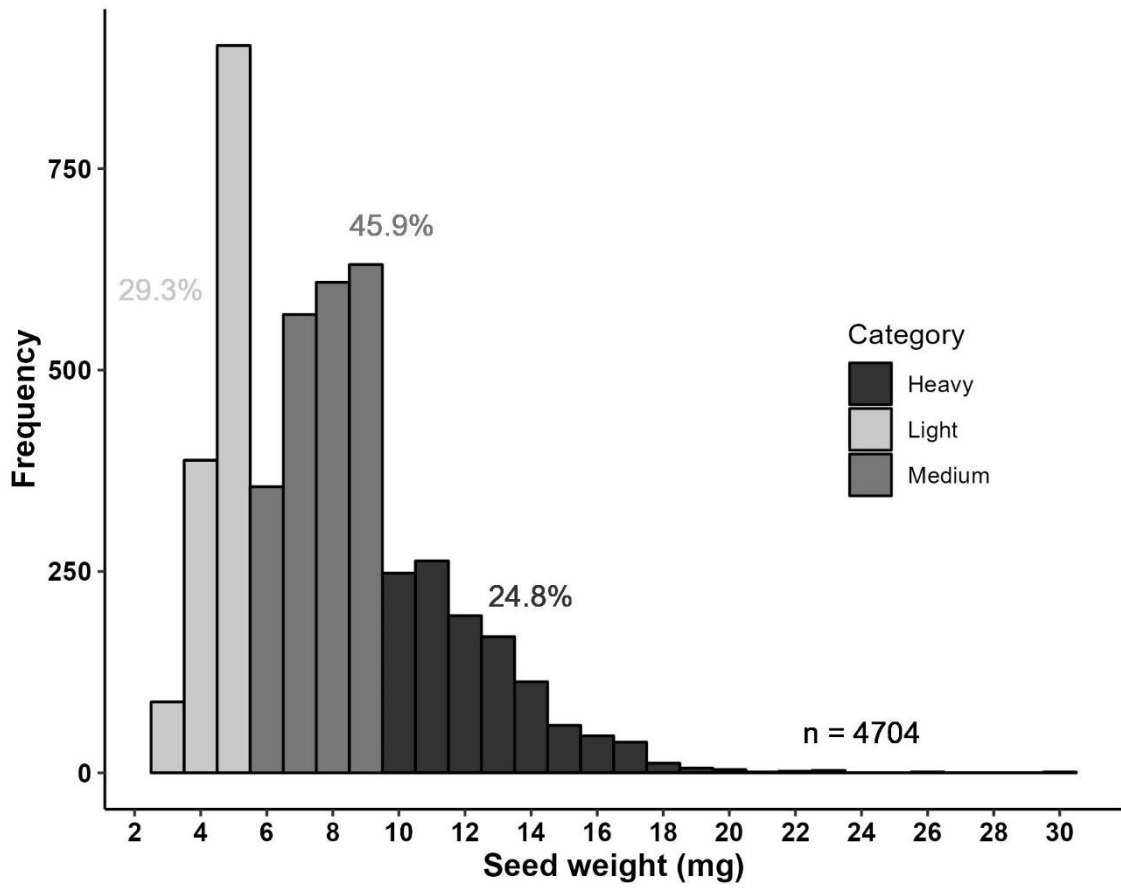


Fig. S3. Histogram of *P. incana* seed weight, with details for the weight categories (light, medium and heavy).

Table S1. Models evaluated. Many other models were tested, but here we show only the most relevant ones, since the results obtained were not significant in any case and were only redundant.

Rank	Model	Formula	AIC	Δ AIC
Germination and morphological variables of mother trees				
1	GLM	G%=Height (beta_family("logit"))	-21.09	0.00
2	GLM	G%=Crown (beta_family("logit"))	-20.23	-0.86
3	GLM	G%=Height+Crown (beta_family("logit"))	-19.22	-0.90
Germination and microsite variables				
1	GLM	G%=Rock beta_family("logit"))	-21.55	0.00
2	GLM	G%=Slope beta_family("logit"))	-21.03	-0.52
3	GLM	G%=Light beta_family("logit"))	-19.78	-1.25
4	GLM	G%=Rock+Slope+Light (beta_family("logit"))	-19.19	-0.59
Germination and weight				
1	GLM	G%=Weight (beta_family("logit"))	-71.78	0.00
Seed weight and morphological variables of mother trees				
1	GLM	Weight=Height (family =gaussian("identity"))	56.40	0.00
2	GLM	Weight=Crown (family =gaussian("identity"))	56.72	0.32
3	GLM	Weight=Crown+Height, (family =gaussian("identity"))	58.03	1.31
Seed weight and microsite variables				
1		Weight =Rock+Slope+Light (family = gaussian("identity"))	47.58	0.00
2		Weight =Slope (family = gaussian("identity"))	50.82	3.24
3		Weight =Light (family = gaussian("identity"))	52.10	1.28
4		Weight =Rock(family = gaussian("identity"))	55.94	3.84